


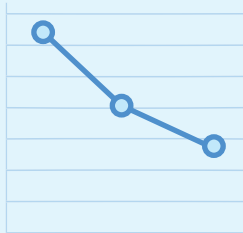
American Muslim Poll 2018: Pride and Prejudice

Muslims are less satisfied with the direction of the country vs. previous years, but more politically engaged.



27%

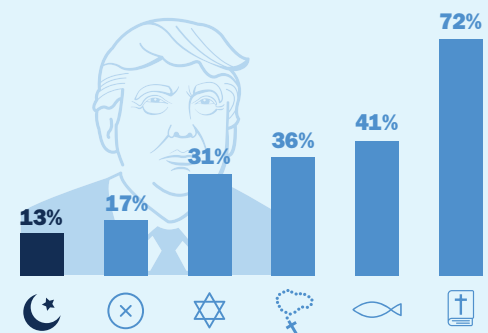
of American Muslims report satisfaction with the country's current trajectory. They are just as likely as the general public (**29%**) to do so.



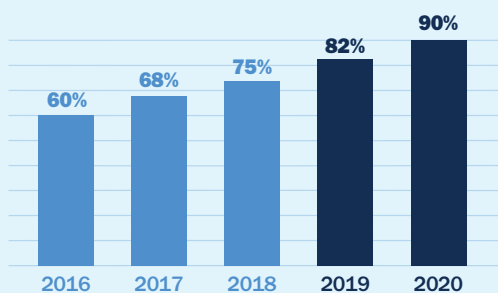
41%

of Muslims were satisfied with the direction of the nation in 2017, down from **63%** in 2016.

Muslims are the least likely to approve of Donald Trump's performance in office (**13%**). This compares to **17%** of non-affiliated Americans, **31%** of Jews, **36%** of Catholics, **41%** of Protestants generally, and **72%** of white Evangelicals specifically.



Muslim disapproval is likely to be channeled electorally, as **75%** of the Muslims in ISPU's survey report being registered to vote, a 7% increase since 2017.



If Muslim voter registration rates continue to climb **7%** each year, Muslims will have closed the gap with the general public and other faith groups by the 2020 presidential election.

American Muslim Poll 2018: Pride and Prejudice

Much has changed over the past year in America, and much still remains uncertain. In 2018, ISPU's annual poll charts the attitudes and policy preferences that animated this tumultuous period—what Americans take pride in and to what degree they hold prejudice—and lays the groundwork for tracking key shifts in the future. American Muslim Poll 2018 takes on this charge while continuing to offer the public, policy makers, and researchers rare depth and breadth of analysis. New in 2018: Created in partnership with Georgetown's Bridge Initiative, the Islamophobia Index is a scale that measures anti-Muslim prejudice in America. Our poll was conducted between January 8 and January 24, 2018, with 2,481 nationally representative respondents.

Methodology

ISPU created the questionnaire for this study and commissioned two firms to conduct the survey: Social Science Research Solutions (SSRS) for a nationally representative survey of self-identified Muslims and Jews and Triton Polling & Research for a nationally representative survey of the general American public. From the Triton sample, researchers examined the views of self-identified Protestants (parsing out white Evangelicals), Catholics, and the non-affiliated. A total of 2,481 interviews were conducted. ISPU owns all data and intellectual property related to this study.

SSRS conducted a survey of Muslims and Jews for ISPU from January 8 to January 24, 2018. SSRS interviewed 802 Muslim and 478 Jewish respondents. The sample for the study came from three sources. SSRS telephoned a sample of households that were pre-screened as being Muslim or Jewish in SSRS's weekly national omnibus survey of 1,000 randomly selected respondents ($n = 803$) and purchased a listed sample for Muslim and Jewish households in both landline and cell phone samples from Experian, a sample provider that flags specific characteristics for each piece of a sample ($n = 127$). SSRS's omnibus survey completed 60% of all interviews with cell phone respondents, so prescreened respondents included those who had been originally interviewed on both landline and cell phones. In an effort to supplement the number of Muslim interviews that SSRS was able to complete in the given time frame and with the amount of available prescreened sample, SSRS employed a web-based survey and completed the final 350 Muslim interviews via an online survey with samples from a non-probability panel (a panel made up of respondents deliberately [not randomly] chosen to represent the demographic makeup of the community in terms of age, race, and socio-economics). The data from this project are weighted to match estimates of the Jewish and/or Muslim populations determined from three years of data collected through the SSRS omnibus as well as estimates from the Pew Research Center's 2017 survey of Muslim Americans. The telephone portion of respondents has a margin of error at a 95% confidence level of Muslims $\pm 5.7\%$ and Jews $\pm 5.5\%$.

Triton live-agent surveys were conducted by interviewers in an in-house, state-of-the-art call center located near Bend, Oregon. All surveys incorporated standard statistical methods to select a representative sample of the target population. Triton conducted this telephone poll of the general public, on behalf of ISPU, by live interviews with respondents via landline telephones and cell phones between January 8 and January 24, 2018, securing a sample size of 1,201 completed surveys with a margin of error at a 95% confidence level of $\pm 2.8\%$. The weighting applied was gender, age, region, and race. For more details on polling methodology, visit www.ispu.org/poll